



RUGBY[®]
Architectural Building Products



Cabinet Accessory Guide

4WCTM SERIES

MAPLE TOP MOUNT

- Designed for 15", 18", 21" and 27" base cabinets
- Single 35 and 50 qt., double 27, 35 and 50 qt. and quadruple 27 qt. polymer containers, metallic silver or white
- Maple dovetail frame with semi-gloss finish
- Full-extension with 1-1/2" over-travel, 150 lb. rated slides with ball-bearing soft-close
- Rear storage with all single units
- Mounts to cabinet door, rear and side walls
- Rear adjustable mounting brackets and patented pre-assembled door mount brackets (US Patent No. 6,390,576)
- 35 and 50 qt. polymer lids available (sold separately)
- Carb II compliant



4WCTM-1850DM2-419-FL

PRODUCT #	DESCRIPTION	PRODUCT DIMENSIONS	CABINET	FINISH	SET PER CTN	WHT PER CARTON	SUGGESTED LIST PRICE
Maple Top Mount Waste Container Pullouts w/ Soft-Close							
1-1/2" Face Frame							
4WCTM-12BBSCDM1	Single 35 qt.	12" (305 mm) W x 22 ³ / ₄ " (578 mm) D x 17 ⁷ / ₈ " (454 mm) H	B15	Silver/Maple	1	17 lb.	\$161.40
4WCTM-15BBSCDM2	Double 27 qt.	12" (305 mm) W x 23 ¹ / ₄ " (591 mm) D x 17 ³ / ₄ " (451 mm) H	B15	Silver/Maple	1	18 lb.	\$193.45
4WCTM-18BBSCDM2	Double 35 qt.	15" (381 mm) W x 22 ³ / ₄ " (578 mm) D x 17 ⁷ / ₈ " (454 mm) H	B18	Silver/Maple	1	17 lb.	\$193.45
4WCTM-1550BBSCDM-1	Single 50 qt.	12" (305 mm) W x 23 ¹ / ₄ " (591 mm) D x 21 ³ / ₄ " (553 mm) H	B21	Silver/Maple	1	18 lb.	\$169.20
4WCTM-2150BBSCDM-2	Double 50 qt. Full Height Required	18" (457 mm) W x 23 ¹ / ₄ " (591 mm) D x 21 ³ / ₄ " (553 mm) H	FHB18	Silver/Maple	1	22 lb.	\$207.65

NOTE: Rear storage bin with all 4WCTM single units: 10-3/8" (264 mm) W x 7-3/8" (187 mm) D x 6-3/8" (162 mm) H. Depending on cabinet construction and pull hardware, a lid on the rear waste container may not fully function.

4WCSC SERIES

MAPLE BOTTOM MOUNT MOVENTO

- Designed for 15", 18" and 21" base cabinets
- Single and double 35 qt. polymer containers, metallic silver
- Maple dovetail frame with semi-gloss finish
- Full-extension with 3/4" over-travel, MOVENTO, 132 lb. rated, concealed slides with BLUMOTION soft-close
- Rear storage with all single units
- Mounts to cabinet door and floor
- Patented door mount brackets with micro-adjustment (US Patent No. 8,388,076)
- Carb II compliant



PRODUCT #	DESCRIPTION	PRODUCT DIMENSIONS	CABINET	MIN OPENING	FINISH	SET PER CTN	WHT PER CARTON	SUGGESTED LIST PRICE
Maple Bottom Mount MOVENTO Waste Container Pullouts w/ BLUMOTION Soft-Close								
4WCSC-1535DM-1	Single 35 qt.	12" (305 mm) W x 21 ³ / ₄ " (553 mm) D x 19 ¹ / ₂ " (496 mm) H	B15	12"W	Silver/Maple	1	24.5 lb.	\$349.45
4WCSC-1835DM-2	Double 35 qt.	15" (381 mm) W x 21 ³ / ₄ " (553 mm) D x 20 ³ / ₈ " (518 mm) H	B18	15"W	Silver/Maple	1	28 lb.	\$376.40
4WCSC-2135DM-2	Double 35 qt.	18" (470 mm) W x 21 ³ / ₄ " (470 mm) D x 19 ¹ / ₄ " (470 mm) H	B21	18"W	Silver/Maple	1	30 lb.	\$401.95

4WCBM SERIES

MAPLE BOTTOM MOUNT REV-A-MOTION™

- Designed for 15", 18", 21" and 24" base cabinets
- Single and double 35 qt. polymer containers, metallic silver
- Maple dovetail frame with semi-gloss finish (7-1/2" frame height)
- Full-extension with 1-1/2" over-travel, ball-bearing, 150 lb. rated, concealed slides with Rev-A-Motion™ soft-open/soft-close assist (US Patent No. 8,091,971)
- Mounts to cabinet door and floor
- Patented pre-assembled door mount brackets (US Patent No. 6,390,576)
- Carb II compliant



PRODUCT #	DESCRIPTION	PRODUCT DIMENSIONS	CABINET	MIN WIDTH FRAMELESS	MIN WIDTH FACE FRAME	FINISH	SET PER CTN	WHT PER CARTON	SUGGESTED LIST PRICE
Maple Bottom Mount Rev-A-Motion™ Waste Container Pullouts									
4WCBM-15DM-1	Single 35 qt.	12" (305 mm) W x 21 ³ / ₄ " (553 mm) D x 19 ¹ / ₄ " (489 mm) H	B15	12 ³ / ₄ " (324 mm)	11 ¹ / ₂ " (293 mm)	Silver/Maple	1	20 lb.	\$356.85
4WCBM-18DM-2	Double 35 qt.	14 ¹ / ₄ " (362 mm) W x 21 ³ / ₄ " (553 mm) D x 19 ¹ / ₄ " (489 mm) H	B18	14 ¹ / ₂ " (368 mm)	14 ¹ / ₂ " (368 mm)	Silver/Maple	1	23 lb.	\$376.15

53WC SERIES

STEEL BOTTOM MOUNT

- Designed for 15" and 18" base cabinets
- Double 27 qt. and single and double 35 qt. polymer containers, metallic silver
- Powder-coated wire frame, metallic silver
- Full-extension, progressive roller, 90 lb. rated, concealed slides with soft-close
- Rear storage with all single units
- Mounts to cabinet door and floor
- Patented pre-assembled door mounting brackets (US Patent No. 6,390,576)



For video visit:
rev-a-shelf.com/videos



53WC-2150SCDM-213



PRODUCT #	DESCRIPTION	PRODUCT DIMENSIONS	CABINET	MIN CABINET OPENING	FINISH	SET PER CTN	WHT PER CARTON	SUGGESTED LIST PRICE
Steel Bottom Mount Waste Container Pullouts w/ Soft-Close Slides								
53WC-1527SCDM-217	Double 27 qt.	11¼" (286 mm) W x 22½" (561 mm) D x 19" (482 mm) H	B15	11½"	Silver	1	20 lb.	\$249.70
53WC-1535SCDM-117	Single 35 qt.	10⅞" (276 mm) W x 22¼" (565 mm) D x 19" (483 mm) H	B15	11½"	Champagne	1	21 lb.	\$247.10
53WC-1835SCDM-217	Double 35 qt.	14¾" (365 mm) W x 22¼" (565 mm) D x 19" (483 mm) H	B18	15"	Silver	1	23 lb.	\$248.80

6572 SERIES

SINK FRONT TIP-OUT TRAYS

- 11" or 14" trays, almond or white
- (1) conventional open tray, (1) accessory tray with ring holder and soap dish
- (2) pairs of Self-Holdin® hinges
- High-impact polystyrene
- Trays can be purchased without hinges in a bulk 40-tray pack



PRODUCT #	DESCRIPTION	DIMENSIONS	CABINET	FINISH	SET PER CTN	WHT PER CARTON	SUGGESTED LIST PRICE
Sink Front Tip-Out Trays w/ Self-Holdin® Hinge							
6572-11-11-52	(1)Std Tray and (1) Acc Tray	11" (280 mm) W x 2 1/8" (54 mm) D x 3 1/16" (97 mm) H	SB30, SB33	Polymer Trays	1	2 lb.	\$28.00
6572-14-11-52	Std/Acc Trays with Hinges	14" (356 mm) W x 2 1/8" (54 mm) D x 3 1/16" (97 mm) H	SB36, SB42, SB48	Polymer Trays	1	2 lb.	\$28.30

544 SERIES

UNDER SINK CLEANING CADDY

- Store multiple cleaning items in this removable caddy
- Unique handle adjusts to accommodate plumbing fixtures
- Reversible/removable top tray




PRODUCT #	DESCRIPTION	DIMENSIONS	CABINET	FINISH	SET PER CTN	WHT PER CARTON	SUGGESTED LIST PRICE
Under Sink Cleaning Caddy							
544-10C-1	Under Sink Cleaning Caddy	11 1/4" (286 mm) W x 16 1/4" (413 mm) D x 19 1/2" (498 mm) H	SB30, SB33, SB36, SB42, SB48	Chrome	1	4.5 lb.	\$85.40

563 SERIES

PULLOUT TOWEL HOLDER

- 2 prong bar slides out of cabinet
- Stores up to (2) towels
- Ball-bearing slide
- Universal brackets for right or left hand mounting
- Easy four-screw installation

Smooth operation with ball-bearing slides



PRODUCT #	DESCRIPTION	DIMENSIONS	CABINET	FINISH	SET PER CTN	WHT PER CARTON	SUGGESTED LIST PRICE
Pullout Towel Holder							
563-51-C	2 Prong Towel Holder	3 ⁷ / ₈ " (99 mm) W x 12 ⁷ / ₈ " (327 mm) D x 1 ¹ / ₂ " (38 mm) H	SB30, SB33, SB36, SB42, SB48	Chrome	1	3 lb.	\$20.45


SBDT SERIES

DRIP TRAYS

- Designed for installation in new 30", 36" and 40" sink base cabinet construction
- Can be cut down to fit a 27", 33" or 39" cabinets
- Protects the bottom of your cabinet from spills
- Funnels excessive water out of the front of your cabinet

TRAY CAPACITY

SBDT-2730	1.46 QT.
SBDT-3336	1.77 QT.
SBDT-3942	2.15 QT.



For video visit:
rev-a-shelf.com/videos

PRODUCT #	DESCRIPTION	DIMENSIONS	MINIMUM TRIM	CABINET	FINISH	SET PER CTN	WHT PER CARTON	SUGGESTED LIST PRICE
Drip Trays								
SBDT-2730-A-1	Drip Tray	28 ¹ / ₂ " (724 mm) W x 23 ¹ / ₄ " (591 mm) D x 3 ³ / ₄ " (19 mm) H	25 ¹ / ₂ " (648 mm) x 21 ¹ / ₂ " (546 mm)	SB30	Almond	1	4 lb.	\$52.50
SBDT-3336-A-1	Drip Tray	34 ¹ / ₂ " (877 mm) W x 23 ¹ / ₄ " (591 mm) D x 3 ³ / ₄ " (19 mm) H	31 ¹ / ₂ " (800 mm) x 21 ¹ / ₂ " (546 mm)	SB33, SB36	Almond	1	5 lb.	\$58.45
SBDT-3942-A-1	Drip Tray	40 ¹ / ₂ " (1029 mm) W x 23 ¹ / ₄ " (591 mm) D x 3 ³ / ₄ " (19 mm) H	37 ¹ / ₂ " (953 mm) x 21 ¹ / ₂ " (546 mm)	SB42	Almond	1	8 lb.	\$64.40



For video visit:
rev-a-shelf.com/videos

5SBWCC SERIES SINK BASE WASTE & CLEANING PULLOUT

- Designed for 24" and larger sink base cabinets
- (1) 8 L bin and (2) 1 L spray bottles with removable rack
- Full-extension, under mount, 75 lb. rated, concealed slides with soft-close
- Mounts to cabinet floor
- (1) green lid
- Door mounting kit (sold separately)

PRODUCT #	DESCRIPTION	PRODUCT DIMENSIONS	CABINET	FINISH	SET PER CTN	WHT PER CARTON	SUGGESTED LIST PRICE
Wire Under Sink Waste Cleaning Pullout							
5SBWCC-85-1	(1) 8L and (2) 1 L Bottles	8 ⁵ / ₁₆ " (227 mm) W x 18 ⁵ / ₁₆ " (473 mm) D x 14 ¹ / ₄ " (362 mm) H	SB30, SB33, SB36, SB42, SB48	Silver	1	10 lb.	\$118.30



For video visit:
rev-a-shelf.com/videos

5SBWC SERIES WIRE UNDER SINK WASTE PULLOUT

- Designed for 24" and larger sink base cabinets
- (1) 8 L and (1) 15 L bin, both with handles
- Full-extension, under mount, 75 lb. rated, concealed slides with soft-close
- Mounts to cabinet floor
- (1) green lid and (1) white lid
- Door mounting kit (sold separately)

PRODUCT #	DESCRIPTION	PRODUCT DIMENSIONS	FINISH	CABINET	SET PER CTN	WHT PER CARTON	SUGGESTED LIST PRICE
Wire Under Sink Waste Container Pullout							
5SBWC-815S-1	(1) 8 L and (1) 15 L	8 ⁵ / ₁₆ " (227 mm) W x 18 ⁵ / ₁₆ " (473 mm) D x 14 ¹ / ₄ " (362 mm) H	Silver	SB30, SB33, SB36, SB42, SB48	1	12 lb.	\$129.35

448 SERIES

BASE ORGANIZERS

- Designed for frameless 9", 12", 15" and 18" full height base cabinets and face frame 12" and 15" face frame drawer/door base cabinets
- Maple construction with semi-gloss finish
- Full-extension slides with or without BLUMOTION soft-close
- Adjustable shelves with chrome rails
- Adjustable rub bushings
- Patented door mount brackets provide 5" of adjustability (US Patent No. 8,388,076)
- Carb II compliant



Product Part	Overall Width	Width Wood Pull-Out	Min Opening for FF	Min Opening Frameless	Depth	Height
448-BCSC-5C	6" (152 mm)	5" (127 mm)	6" (152 mm)	6" (152 mm)	21 ¹ / ₈ " (549 mm)	25 ¹ / ₂ "-29 ¹ / ₂ " (648-749 mm)
448-BDDSC-8C	8 ³ / ₄ " (222 mm)	8" (203 mm)	8 ¹ / ₂ " (216 mm)	9" (229 mm)	21 ¹ / ₈ " (549 mm)	19 ⁷ / ₁₆ "-23 ³ / ₁₆ " (494-594 mm)
448-BDDSC-11C	11 ³ / ₄ " (298 mm)	11" (280 mm)	12" (305 mm)	12" (305 mm)	21 ¹ / ₈ " (549 mm)	19 ⁷ / ₁₆ "-23 ³ / ₁₆ " (494-594 mm)

PRODUCT #	DESCRIPTION	DIMENSIONS	CABINET	FINISH	SET PER CTN	WHT PER CARTON	SUGGESTED LIST PRICE
Base Organizer							
448-BC-5C	Base Organizer	5" (127 mm) W x 22 ¹ / ₂ " (571 mm) D x 25 ¹ / ₂ " (647 mm) H	B09	Wood	1	20 lb.	\$195.30
Base Organizer w/ Ball-Bearing Soft-Close							
448-BCBBSC-5C	Base Organizer	5 ¹ / ₄ " (134 mm) W x 21 ³ / ₄ " (553 mm) D x 25 ¹ / ₂ "-29 ¹ / ₂ " (648-750 mm) H	B09	Wood	1	25 lb.	\$259.70
Base Organizer for Full Height w/ BLUMOTION Soft-Close							
448-BCSC-5C	Base Organizer	See dimensions in the chart above.	B09	Wood	1	24 lb.	\$308.40
Base Organizer for Door/Drawer w/ BLUMOTION Soft-Close							
448-BDDSC-8C	Base Organizer	See dimensions in the chart above.	B12	Wood	1	33 lb.	\$336.10
448-BDDSC-11C	Base Organizer	See dimensions in the chart above.	B15	Wood	1	32 lb.	\$386.00



448UT SERIES

UTENSIL BIN BASE ORGANIZER

- Designed for 9" full height base cabinets
- Maple construction with semi-gloss finish
- (3) 1.25 qt stainless steel bins
- Full-extension slides with BLUMOTION soft-close
- Adjustable shelves and rear wall for added stability
- Adjustable rub bushings that prevent side to side movement
- Patented door mount brackets (US Patent No. 8,388,076)
- Carb II compliant

PRODUCT #	DESCRIPTION	DIMENSIONS	CABINET	FINISH	SET PER CTN	WHT PER CARTON	SUGGESTED LIST PRICE
Utensil Bin Base Organizer w/ BLUMOTION Soft-Close							
448UT-BCSC-5C	Base Organizer w/ (3) Bins for Utensils and Shelves	6" (152 mm) W x 21 ⁵ / ₈ " (549 mm) D x 25 ¹ / ₂ " (648 mm) H	B09	Wood/Stainless	1	24 lb.	\$379.30



447 SERIES

TRAY DIVIDER/FOIL WRAP HOLDER

- Designed for 9" base cabinets
- Maple construction with semi-glass finish
- Full-extension slides with BLUMOTION soft-close or ball-bearing soft-close
- Removable center divider T-Bar divider for taller items
- Patented door mount brackets provide 5" of adjustability (US Patent No. 8,388,076)
- Carb II compliant

PRODUCT #	DESCRIPTION	DIMENSIONS	CABINET	FINISH	SET PER CTN	WHT PER CARTON	SUGGESTED LIST PRICE
Tray Divider/Foil Wrap Holder w/ BLUMOTION Soft-Close							
447-BCSC-5C	Foil Wrap Holder/Tray Divider	6" (152 mm) W x 21 ² / ₃₂ " (550 mm) x 19 ¹ / ₂ " (495 mm) H	B09	Wood	1	20 lb.	\$297.10
Tray Divider/Foil Wrap Holder w/ Ball-Bearing Soft-Close							
447-BCBSC-5C	Foil Wrap Holder/Tray Divider	6" (152 mm) W x 21 ² / ₃₂ " (550 mm) x 19 ¹ / ₂ " (495 mm) H	B09	Wood	1	26 lb.	\$339.60

432 SERIES

BASE CABINET FILLERS

- Designed for 3" and 6" base filler applications
- Maple construction with semi-gloss finish
- Full-extension, ball-bearing slides or BLUMOTION soft-close slides
- Adjustable shelves with chrome rails
- Middle shelf is solid for extra support
- Create a functional storage space behind those decorative panels
- Carb II compliant



PRODUCT #	DESCRIPTION	DIMENSIONS	CABINET	FINISH	SET PER CTN	WHT PER CARTON	SUGGESTED LIST PRICE
Base Filler Organizer							
432-BF-3C	Tiered Filler for 3"	3" (76 mm) W x 23" (584 mm) D x 30" (762 mm) H	3" Base Filler	Wood	1	21 lb.	\$167.05
432-BF-6C	Tiered Filler for 6"	6" (152 mm) W x 23" (584 mm) D x 30" (762 mm) H	6" Base Filler	Wood	1	33 lb.	\$201.10
Base Filler Organizer w/ BLUMOTION Soft-Slose							
432-BFSC-3C	Tiered Filler for 3"	3" (76 mm) W x 23" (584 mm) D x 30" (762 mm) H	3" Base Filler	Wood	1	21 lb.	\$284.05
432-BFSC-6C	Tiered Filler for 6"	6" (152 mm) W x 23" (584 mm) D x 30" (762 mm) H	6" Base Filler	Wood	1	33 lb.	\$332.35

597 SERIES

TRAY DIVIDER WITH CLIPS

- Available in 12" and 18" height
- Chrome-plated white round wire
- Mount to cabinet floor and rear wall
- Includes (4) screw-in clips and fasteners each
- Use multiple to create custom storage space



PRODUCT #	DESCRIPTION	DIMENSIONS	CABINET	FINISH	SET PER CTN	WHT PER CARTON	SUGGESTED LIST PRICE
Tray Dividers w/ Clips							
597-12CR-52	(1) Tray Divider	¾" (19 mm) W x 20" (508 mm) D x 12" (305 mm) H	Various Cabinets	Chrome Wire	1	2 lb.	\$13.50
597-18CR-52	(1) Tray Divider	¾" (19 mm) W x 20" (508 mm) D x 18" (458 mm) H	Various Cabinets	Chrome Wire	1	2 lb.	\$14.20



4FSCO SERIES FOOD STORAGE CONTAINER ORGANIZER

- Design for 18" and 24" base cabinets
- Maple dovetail construction with semi-gloss finish
- Adjustable clip-on lid dividers (5 w/18") (8 w/24")
- (7) customizable chrome "U" pegs
- Full-extension with over-travel, MOVENTO slides with BLUMOTION soft-close
- Mount to cabinet floor
- Carb II compliant

PRODUCT #	DESCRIPTION	DIMENSIONS	CABINET	FINISH	SET PER CTN	WHT PER CARTON	SUGGESTED LIST PRICE
Food Storage Container Organizers w/ BLUMOTION Soft-Close							
4FSCO-18SC-1	Organizer for Base 18"	14½" (368 mm) W x 22¼" (565 mm) D x 18¾" (479 mm) H	B18	Wood	1	28 lb.	\$411.80
4FSCO-24SC-1	Organizer for Base 24"	20½" (521 mm) W x 22¼" (565 mm) D x 18¾" (479 mm) H	B24	Wood	1	35 lb.	\$446.90



5CW2 SERIES TWO-TIER COOKWARE ORGANIZER

- Designed for 15" and 24" base cabinets
- Chrome-plated wire frame
- Full-extension, ball-bearing slides, 100 lb. rated
- Independently operating shelves that accommodate a variety of cookware sizes and brands
- Top tier organizes lids
- Bottom tier with adjustable dividers stores a variety of larger pots and pans
- Mounts to cabinet floor, side and rear wall (US Patent No: D588,415)

PRODUCT #	DESCRIPTION	DIMENSIONS	CABINET	MINIMUM OPENING	FINISH	SET PER CTN	WHT PER CARTON	SUGGESTED LIST PRICE
Two-Tier Cookware Organizer w/ Soft-Close								
5CW2-1222SC-CR	Two-Tier Organizer for Base 15"	11¾" (299 mm) W x 22" (559 mm) D x 18" (457 mm) H	B15	11½" (292 mm)	Chrome	1	21 lb.	\$182.00
5CW2-2122SC-CR	Two-Tier Organizer for Base 24"	20¾" (527 mm) W x 22" (559 mm) D x 18¾" (460 mm) H	B24	20½" (521 mm)	Chrome	1	26 lb.	\$331.60

LD SERIES WOOD HALF MOON LAZY SUSANS


- Designed for 12" and 15" blind corner cabinet openings
- Double solid bottom shelves, natural or wood classic
- Wood classic features solid rim and natural features steam bent rim
- Pivot and slide hardware
- 90 degree hinge euro brackets and standard mounting brackets
- Chrome-plated shafts



PRODUCT #	DESCRIPTION	DIMENSIONS		CABINET	FINISH	SET PER CTN	WHT PER CARTON	SUGGESTED LIST PRICE
Wood Classic Half Moon Lazy Susans								
4WLS882-32-570	2-Shelf with Pivot and Slide	32" (813 mm) L	Min. Framed Opening 12"	BB42	Wood	1	28 lb.	\$358.60
4WLS882-35-570	2-Shelf with Pivot and Slide	35" (889 mm) L	Min. Framed Opening 15"	BB48	Wood	1	31 lb.	\$411.95

5PSP SERIES WIRE BOTTOM BLIND CORNER OPTIMIZERS

- Designed to fit most 45" blind corner cabinets
- Two-tier chrome wire bottom shelves
- Chrome wire accents
- Full-extension, 100 lb. rated slides with ball-bearing soft-close
- 15 lb. capacity per shelf
- Non-handed unit
- Easy installation
- First set of shelves slide out and over, providing easy access to rear shelves



PRODUCT #	DESCRIPTION	DIMENSIONS		CABINET	FINISH	SET PER CTN	WHT PER CARTON	SUGGESTED LIST PRICE
Two-Tier Wire Bottom Blind Corner Optimizer - Non-Handed w/Soft-Close								
5PSP-15SC-CR	Optimizer for 15" Opening	26 1/4" (667 mm) W x 20 1/4" (514 mm) D x 21" (533 mm) H		BB48	Chrome	1	61 lb.	\$592.20



53PSP3 SERIES SOLID BOTTOM BLIND CORNER OPTIMIZERS

- Designed for full height 15" blind corner cabinet openings
- Full-extension, ball bearing, 100 lb. rated slides with soft-close
- Three-tier solid bottom shelves, maple
- Chrome wire accents
- Universal mounting, non-handed
- 27 lb. capacity
- Mounts to cabinet floor
- Carb II compliant

PRODUCT #	DESCRIPTION	DIMENSIONS	CABINET	FINISH	SET PER CTN	WHT PER CARTON	SUGGESTED LIST PRICE
Three-Tier Solid Bottom Blind Corner Optimizer- Non-Handed w/ Soft-Close							
53PSP-15SC-MP	Optimizer for 15" Opening	26¼" (667 mm) W x 20¼" (514 mm) D x 21" (533 mm) H	BB48	Chrome	1	70 lb.	\$739.50



4WCT SERIES WOOD CUTLERY TRAY INSERT

- Designed for 24" or smaller base cabinet drawers
- Trim-to-fit existing drawer
- Drop-in installation
- Maple construction with semi-gloss finish or walnut construction with satin finish
- Up to (9) compartments
- Shallow height sizes available
- Compatible with 4WD Wood Divider when using multiple inserts
- Carb II compliant

PRODUCT #	DESCRIPTION	PRODUCT DIMENSIONS	MINIMUM TRIM	CABINET	FINISH	SET PER CTN	WHT PER CARTON	SUGGESTED LIST PRICE
Wood Cutlery Tray Inserts								
4WCT-1	Cutlery Tray	14⅝" (371 mm) W x 22" (559 mm) D x 2⅞" (73 mm) H	8¾" (222 mm) W x 15½" (394 mm) D	B18 or smaller	Maple	1	6 lb.	\$49.45
4WCT-3	Cutlery Tray	20⅝" (524 mm) W x 22" (559 mm) D x 2⅞" (73 mm) H	14¼" (362 mm) W x 15½" (394 mm) D	B24 or smaller	Maple	1	8 lb.	\$64.95

4WUT SERIES

WOOD UTILITY TRAY INSERT

- Designed for 27" or smaller base cabinet drawers
- Trim-to-fit existing drawer
- Drop-in installation
- Maple construction with semi-gloss finish
- Up to (7) large compartments
- Shallow height sizes available
- Compatible with 4FWI Foil Wrap Insert and 4WD Wood Divider
- Carb II compliant



PRODUCT #	DESCRIPTION	PRODUCT DIMENSIONS	CABINET	FINISH	SET PER CTN	WHT PER CARTON	SUGGESTED LIST PRICE
Wood Utility Tray Inserts							
4WUT-1	Utility Tray Insert	18½" (470 mm) W x 22" (559 mm) D x 2⅞" (73 mm) H	B21 or Smaller	Maple	1	8 lb.	\$49.00
4WUT-3	Utility Tray Insert	24" (610 mm) W x 22" (559 mm) D x 2⅞" (73 mm) H	B27 or Smaller	Maple	1	9 lb.	\$64.40

4SDI SERIES

WOOD SPICE DRAWER INSERTS

- Designed for 24" or smaller base cabinet drawers
- Trim-to-fit existing drawer
- Drop-in installation
- Maple construction with semi-gloss finish
- (1) rear compartment and up to (3) tiers
- Compatible with 4WD Wood Divider when using multiple inserts
- Carb II compliant



PRODUCT #	DESCRIPTION	PRODUCT DIMENSIONS	CABINET	FINISH	SET PER CTN	WHT PER CARTON	SUGGESTED LIST PRICE
Wood Spice Drawer Inserts							
4SDI-18	Spice Drawer Insert	16" (406 mm) W x 19¾" (502 mm) D x 1½" (38 mm) H	B18 or Smaller	Maple	1	5 lb.	\$66.85
4SDI-24	Spice Drawer Insert	22" (559 mm) W x 19¾" (502 mm) D x 1½" (38 mm) H	B24 or Smaller	Maple	1	8 lb.	\$73.65

4CDI SERIES

WOOD K-CUP TRAY INSERT

- Designed for 18" and 24" base cabinet drawers
- Trim-to-fit existing drawer
- Drop-in installation
- Maple construction with semi-gloss finish
- Up to (4) compartments and (5) tiers that hold up to (30) K-Cups
- Compatible with 4WD Wood Divider when using multiple inserts
- Carb II compliant



PRODUCT #	DESCRIPTION	DIMENSIONS	CABINET	FINISH	SET PER CTN	WHT PER CARTON	SUGGESTED LIST PRICE
Wood K-Cup Tray Inserts							
4CDI-18-KCUP-1	K-Cup Tray Insert	16" (406 mm) W x 19¾" (502 mm) D x 2¾" (61 mm) H	B18 or Smaller	Maple	1	4.8 lb.	\$95.70
4CDI-24-KCUP-1	K-Cup Tray Insert	22" (559 mm) W x 19¾" (502 mm) D x 2¾" (61 mm) H	B24 or Smaller	Maple	1	6.05 lb.	\$117.15



4WDKB SERIES

WOOD DOUBLE KNIFE BLOCK INSERTS

- Designed for 18-1/2" or smaller base cabinet drawers
- Trim-to-fit existing drawer
- Drop-in installation
- Maple construction with semi-gloss finish
- (1) compartment and (2) tiers that include up to (55) knife slots
- Compatible with 4WD Wood Divider when using multiple inserts
- Carb II compliant

PRODUCT #	DESCRIPTION	PRODUCT DIMENSIONS	CABINET	FINISH	SET PER CTN	WHT PER CARTON	SUGGESTED LIST PRICE
Wood Double Knife Block Insert							
4WDKB-1	Double Knife Block Insert	18½" (470 mm) W x 22" (559 mm) D x 2" (51 mm) H	Various Cabinets	Maple	1	8.25 lb.	\$84.25

4WTCD SERIES

TIERED CUTLERY DRAWER

- Designed for 15", 18", 21", 24" and 30" base cabinet drawers
- Complete drawer system, just add your drawer front
- Easy installation
- Maple construction with semi-gloss finish
- Full-extension, under mount, concealed slides with BLUMOTION soft-close
- Drawer features up to (7) compartments
- Sliding top tray features up to (7) compartments
- Mounts to cabinet side and rear wall
- Figure 8 door mounting brackets
- Carb II compliant



PRODUCT #	DESCRIPTION	PRODUCT DIMENSIONS	CABINET	FINISH	SET PER CTN	WHT PER CARTON	SUGGESTED LIST PRICE
Tiered Cutlery Drawer w/ BLUMOTION Soft-Close for Face Frame Cabinetry							
4WTCD-15SC-1	Tiered Cutlery Drawer for 15" Cabinet	12" (305 mm) W x 21½" (546 mm) D x 4¾" (110 mm) H	Base 15 Drawer	Maple	1	18 lb.	\$206.50
4WTCD-18SC-1	Tiered Cutlery Drawer for 18" Cabinet	15" (381 mm) W x 21½" (546 mm) D x 4¾" (110 mm) H	Base 18 Drawer	Maple	1	20 lb.	\$219.80
4WTCD-21SC-1	Tiered Cutlery Drawer for 21" Cabinet	18" (457 mm) W x 21½" (546 mm) D x 4¾" (110 mm) H	Base 21 Drawer	Maple	1	22 lb.	\$233.30
4WTCD-24SC-1	Tiered Cutlery Drawer for 24" Cabinet	21" (533 mm) W x 21½" (546 mm) D x 4¾" (110 mm) H	Base 24 Drawer	Maple	1	23 lb.	\$246.65
4WTCD-30SC-1	Tiered Cutlery Drawer for 30" Cabinet	26½" (684 mm) W x 22¾" (564 mm) D x 4¾" (111 mm) H	Base 30 Drawer	Maple	1	26 lb.	\$409.90



4DPS SERIES

DRAWER PEG SYSTEM

- Designed for 42" or smaller base cabinet drawers
- Trim-to-fit existing drawer
- Drop-in installation
- Maple construction with semi-gloss finish
- Up to (120) pre-drilled peg holes
- (9), (12) or (16) matching, press-in pegs
- Compatible with chrome accessories (sold separately)
- Carb II compliant

PRODUCT #	DESCRIPTION	PRODUCT DIMENSIONS	CABINET	FINISH	SET PER CTN	WHT PER CARTON	SUGGESTED LIST PRICE
Drawer Peg System							
4DPS-2421	Drawer Peg System w/9 Pegs	24¼" (616 mm) W x 21¼" (540 mm) D x 6⅝" (168 mm) H	DB21-3, DB24-3	Maple	1	9 lb.	\$70.60
4DPS-3021	Drawer Peg System w/12 Pegs	30¼" (769 mm) W x 21¼" (540 mm) D x 6⅝" (168 mm) H	DB30-3	Maple	1	11 lb.	\$85.85
4DPS-3921	Drawer Peg System w/16 Pegs	39¼" (997 mm) W x 21¼" (540 mm) D x 6⅝" (168 mm) H	DB36-3	Maple	1	14 lb.	\$110.80



4SR SERIES

DOOR MOUNT SPICE RACK

- Design for 15", 18" and 21" wall cabinets
- Can house spice bottles up to 2-¼" diameter
- Maple construction with semi-gloss finish
- 4-screw installation
- Adjustable mounting brackets (US Patent No: 7,204,569)
- Carb II compliant

PRODUCT #	DESCRIPTION	PRODUCT DIMENSIONS	CABINET	FINISH	SET PER CTN	WHT PER CARTON	SUGGESTED LIST PRICE
Door Mount Spice Rack							
4SR-15	Spice Rack for 15"	10½" (267 mm) W x 3⅜" (79 mm) D x 21¼" (540 mm) H	W1530, W1536, W1542	Maple	1	3 lb.	\$47.25
4SR-18	Spice Rack for 18"	13½" (343 mm) W x 3⅜" (79 mm) D x 21¼" (540 mm) H	W1830, W1836, W1842	Maple	1	4 lb.	\$56.55
4SR-21	Spice Rack for 21"	16½" (419 mm) W x 3⅜" (79 mm) D x 21¼" (540 mm) H	W2130, W2136, W2142	Maple	1	5 lb.	\$66.55

448 SERIES WALL PULLOUT SHELVING SYSTEM

- Designed for 9" and 12" wall cabinets
- Full-extension, 100 lb. rated slides with ball-bearing soft-close
- Adjustable shelves with chrome accents
- Door mount brackets provide up to 5" of adjustability (US Patent No. 8,388,076)
- Includes adjustable rub bushings
- Maple construction with semi-gloss finish
- Carb II compliant



448-BBSCWC-8C

PRODUCT #	DESCRIPTION	PRODUCT DIMENSIONS	CABINET	FINISH	SET PER CTN	WHT PER CARTON	SUGGESTED LIST PRICE
Wall Pullout Shelving Systems w/ Ball-Bearing Soft-Close							
448-BBSCWC-5C	Wall Pullout for 9"	5" (127 mm) W x 10 ³ / ₄ " (237 mm) D x 26 ³ / ₁₆ " (664 mm) H	W930, W936	Maple	1	11.6 lb.	\$143.25
448-BBSCWC-8C	Wall Pullout for 12"	8" (204 mm) W x 10 ³ / ₄ " (237 mm) D x 26 ³ / ₁₆ " (664 mm) H	W1230, W1236	Maple	1	15.5 lb.	\$165.75

RAS POLYMER

- Chrome shaft and hubs
- Dependently rotating
- Almond and white
- Polystyrene material



PRODUCT #	DESCRIPTION	PRODUCT DIMENSIONS	CABINET	FINISH	SET PER CTN	WHT PER CARTON	SUGGESTED LIST PRICE
Full Circle Shelf Sets, Dependently Rotating							
6012-18-11-52	2 Shelf Set w/24"-31" (610-788 mm) Telescoping Shaft	18" (457 mm) Diameter	CW2430	Polymer	1	8 lb.	\$74.95
6012-20-11-52	2 Shelf Set w/24"-31" (610-788 mm) Telescoping Shaft	20" (510 mm) Diameter	CW2730	Polymer	1	10 lb.	\$82.80
6013-18-11-526	3 Shelf Set w/38"-46" (965-1169 mm) Telescoping Shaft	18" (457 mm) Diameter	CW2436, CW2442	Polymer	1	12 lb.	\$112.25
6013-20-11-526	3 Shelf Set w/38"-46" (965-1169 mm) Telescoping Shaft	20" (510 mm) Diameter	CW2736	Polymer	1	14 lb.	\$124.25

432 SERIES WALL FILLER PULLOUT ORGANIZER

- Available for 3" and 6" wall cabinet applications
- Create a functional storage space behind those decorative panels
- Features adjustable shelves with chrome rails
- Full-extension, 100 lb. rated slides with ball-bearing soft-close
- Non soft-close available
- Three slide design provides stability



PRODUCT #	DESCRIPTION	PRODUCT DIMENSIONS	CABINET	FINISH	SET PER CTN	WHT PER CARTON	SUGGESTED LIST PRICE
Wall Filler Pullout Organizers w/Ball-Bearing Soft-Close							
432-WFBBS36-3C	Tiered Filler for 3" Width	3" (76 mm) W x 11 1/8" (283 mm) D x 36" (914 mm) H	3"W x 36"T Wall Filler	Maple	1	14 lb.	\$171.10
432-WFBBS42-3C	Tiered Filler for 3" Width	3" (76 mm) W x 11 1/8" (283 mm) D x 42" (1067 mm) H	3"W x 42"T Wall Filler	Maple	1	15 lb.	\$179.80
432-WFBBS36-6C	Tiered Filler for 6" Width	6" (152 mm) W x 11 1/8" (283 mm) D x 36" (914 mm) H	6"W x 36"T Wall Filler	Maple	1	22.5 lb	\$205.90
432-WFBBS42-6C	Tiered Filler for 6" Width	6" (152 mm) W x 11 1/8" (283 mm) D x 42" (1067 mm) H	6"W x 42"T Wall Filler	Maple	1	25 lb.	\$214.90
Wall Filler Pullout Organizer							
432-WF-3C	Tiered Filler for 3" Width	3" (76 mm) W x 11 1/8" (283 mm) D x 30" (762 mm) H	3"W x 30"T Wall Filler	Maple	1	12 lb.	\$153.55



- 2" Banded wood rim
- Doweled (2) butt joint
- 5/8" Thick maple tray bottom
- Independently rotating
- Almond hardware
- Steel bearings

BANDED WOOD

PRODUCT #	DESCRIPTION	PRODUCT DIMENSIONS	CABINET	FINISH	SET PER CTN	WHT PER CARTON	SUGGESTED LIST PRICE
Lazy Daisy Banded Wood Full Circle with Steel Bearings							
LD-4BW-001-18SB-1	Single Shelf Set w/7" Steel Bearing	18" (458 mm) Diameter	CW2430, CW2436, CW2442	Wood	1	6 lb.	\$64.25
LD-4BW-001-20SB-1	Single Shelf Set w/7" Steel Bearing	20" (508 mm) Diameter	CW2730, CW2736, CW2742	Wood	1	7 lb.	\$66.40
Lazy Daisy Banded Wood Kidney Shape with Steel Bearings							
LD-4BW-401-28SBS-1	Single Shelf Set w/10" Steel Bearing	28" (712 mm) Diameter	ER33, ER36	Wood	1	10 lb.	\$100.35

448-TP SERIES

PULLOUT WOOD PANTRY

Pantry Features:

- Shipped ready to assemble
- Kit packaged with slide and mounting hardware
- Patented door mount brackets with micro-adjustment and 5" of adjustability (US Patent No: 8,338,076)
- System hole shelf adjustment
- Fully accessible top shelf
- Rub bushings included for 1-1/2", 1-5/8", 1-3/4" face frames
- Carb II compliant

Slide Features:

- 450 lb. rated static
250 lb. recommended use with pantry
- Gas assisted soft-close
- Innovative tilt adjustment
- Adjustment screws to center pantry
- Adjustment tool and consumer tip sheet included
- Pull force is equal to opening a high-end refrigerator



PRODUCT #	DESCRIPTION	DESCRIPTION	CABINET	FINISH	SET PER CTN	WGT PER CARTON	SUGGESTED LIST PRICE
Pullout Wood Pantry w/ Soft-Close							
448-TP43-14-1	Pullout Pantry	14" (355 mm) W x 43" (1092 mm) H x 22" (559 mm) D	Wood Pantry	P1884, P1890, P1894	Maple	1	78 lb. \$774.00

HPRV SERIES POLYMER BOTTOM MOUNT HAMPER

- Designed for 18" vanity cabinets with full height door and base height vanity cabinets
- Single 1.5 BU polymer hamper, white
- 4-screw installation
- Powder-coated white wire frame
- Full-extension, ball-bearing, 100 lb. rated slides
- Mounts to cabinet floor
- Door mount kit available (sold separately)



PRODUCT #	DESCRIPTION	DIMENSIONS	CABINET	FINISH	SET PER CTN	WHT PER CARTON	SUGGESTED LIST PRICE
Polymer Bottom Mount Hamper Pullout							
HPRV-1520 S	1.5 BU Hamper	14¼" (362 mm) W x 20" (508 mm) D x 19¾" (492 mm) H	VB18	Polymer	1	12 lb.	\$145.60

4WH SERIES

MAPLE BOTTOM MOUNT REV-A-MOTION™

- Designed for 18" vanity cabinets with full height door and for base height vanity cabinets
- Single 1.7 BU polymer hamper, white
- Maple frame with semi-gloss finish
- Full-extension with 1-1/2" over-travel, ball-bearing, 150 lb. rated, concealed slides with Rev-A-Motion™ soft-open/soft-close (US Patent No. 8,091,971)
- Mounts to cabinet door and floor
- Patented pre-assembled door mount brackets (US Patent No. 6,390,576)
- (1) matching lid
- Carb II compliant



REV-A-MOTION
SOFT-OPEN SOFT-CLOSE

PRODUCT #	DESCRIPTION	DIMENSIONS	CABINET	FINISH	SET PER CTN	WHT PER CARTON	SUGGESTED LIST PRICE
Bottom Mount Hamper Pullout w/ Rev- A-Motion™ Soft-Close							
4WH-RM-15DM-1	1.7 BU Hamper	14¼" (362 mm) W x 19¾" (502 mm) D x 21" (534 mm) H (with lid)	VB18	White/Maple	1	26 lb.	\$362.65

4WH SERIES

MAPLE BOTTOM MOUNT WOOD HAMPER

- Designed for face frame 24" vanity base cabinets
- Single 1.5 BU polymer hamper, white
- Maple frame with semi-gloss finish
- Full-extension, 135 lb. rated, concealed slides with BLUMOTION soft-close
- Mounts to cabinet door and floor
- Patented pre-assembled door mount brackets (US Patent No. 6,390,576)
- (1) matching lid
- Carb II compliant



FEATURING **blum**

PRODUCT #	DESCRIPTION	DIMENSIONS	CABINET	FINISH	SET PER CTN	WHT PER CARTON	SUGGESTED LIST PRICE
Bottom Mount Hamper Pullout w/ BLUMOTION Soft-Close							
4WH-VCSC-21DM-1	1.5 BU Hamper	20½" (515 mm) W x 18½" (474 mm) D x 21¼" (539 mm) H	V24-1	Maple	1	28.5 lb.	\$363.95



448 SERIES

VANITY TIERED ORGANIZERS

- Designed for face frame 12" vanity cabinets with full height door
- Maple frame with semi-gloss finish (D596,424S)
- Full-extension, 100 lb. rated, TANDEM smooth running action, concealed slides with BLUMOTION soft-close
- Mounts to cabinet door and floor
- Patented door mount brackets with 5" of adjustability (US Patent No. 8,939,526)
- Adjustable shelves with clear rails and non-skid vinyl lining
- (4) or (6) polycarbonate bins
- Carb II compliant

PRODUCT #	DESCRIPTION	DIMENSIONS	FINISH	SET PER CTN	WHT PER CARTON	SUGGESTED LIST PRICE
Vanity Tiered Organizers w/ BLUMOTION Soft-Close						
448-VC25SC-8	Vanity Organizer for 12"	8 ⁷ / ₁₆ " (213 mm) W x 19 ⁹ / ₁₆ " (497 mm) D x 25 ¹ / ₂ " (648 mm) H	Wood	1	36 lb.	\$510.55



445 SERIES

GROOMING ORGANIZERS

- Designed for face frame 12" vanity cabinets with full height door
- Maple frame with semi-gloss finish
- Full-extension, 100 lb. rated, TANDEM smooth running action, concealed slides with BLUMOTION soft-close
- Mounts to cabinet door and floor
- Patented door mount brackets with 5" of adjustability (US Patent No. 8,939,526)
- Adjustable shelves with clear rails and non-skid vinyl lining
- (2) stainless steel bins
- Carb II compliant

PRODUCT #	DESCRIPTION	DIMENSIONS	FINISH	SET PER CTN	WHT PER CARTON	SUGGESTED LIST PRICE
Grooming Organizers w/ BLUMOTION Soft-Close						
445-VCG25SC-8	Vanity Grooming Organizer for 12"	8 ⁷ / ₁₆ " (213 mm) W x 19 ⁹ / ₁₆ " (497 mm) D x 25 ¹ / ₂ " (648 mm) H	Wood	1	28 lb.	\$400.65

4WCSC SERIES BOTTOM MOUNT VANITY WASTE CONTAINER

- Designed for 15" vanity sink base cabinets
- Single 8 qt. polymer container, metallic silver or single 35 qt.
- Full-extension, 110 lb. rated, concealed slides with BLUMOTION soft-close
- Rear storage
- Mounts to cabinet floor
- (1) white lid with 8 qt.
- Carb II compliant



PRODUCT #	DESCRIPTION	DIMENSIONS	CABINET	FINISH	SET PER CTN	WHT PER CARTON	SUGGESTED LIST PRICE
Bottom Mount Tandem w/BLUMOTION Soft-Close							
4WCSC-1535DM19-1	Single 35 qt. for 15" Vanity	12"(305 mm) W x 18½"(473 mm) D x 19½"(495 mm) H	VB15	Maple	1	20.8 lb.	\$287.40

SBVDT SERIES VANITY DRIP TRAYS

- Designed for installation in new 30", 36" and 40" sink base cabinet construction
- Can be cut down to fit a 27", 33" or 39" cabinets
- Protects the bottom of your cabinet from spills
- Funnels excessive water out of the front of your cabinet
- Orion gray, almond or metallic silver



PRODUCT #	DESCRIPTION	DIMENSIONS	MINIMUM TRIM	CABINET	FINISH	SET PER CTN	WHT PER CARTON	SUGGESTED LIST PRICE
Vanity Drip Trays								
SBVDT-2124-A-1	Drip Tray	22½" (572 mm) W x 20¼" (515 mm) D x ¾" (19 mm) H	19½" (495 mm) W x 18½" (470 mm) D	VB24	Almond	1	3 lb.	\$47.25
SBVDT-2730-A-1	Drip Tray	28½" (724 mm) W x 20¼" (515 mm) D x ¾" (19 mm) H	25½" (648 mm) W x 18½" (470 mm) D	VB27, VB30	Almond	1	4 lb.	\$52.50
SBVDT-3336-A-1	Drip Tray	34½" (876 mm) W x 20¼" (515 mm) D x ¾" (19 mm) H	31½" (800 mm) W x 18½" (470 mm) D	VB33, VB36	Almond	1	4 lb.	\$58.45

486 SERIES

U-SHAPED VANITY PULLOUT



FEATURING **blum**

486-30VSBC-SM-1

486-BM Series:

- Designed for 30" vanity sink base cabinets
- (1) 8 qt. container with handles, metallic silver
- (4) adjustable dividers
- Non-skid vinyl liner
- Maple construction with semi-gloss finish
- Full-extension, 90 lb. rated, concealed slides with BLUMOTION soft-close
- Mounts to cabinet floor
- (1) 8 qt. lid, white
- Carb II compliant

486-SM Series:

- Designed for 30" vanity sink base
- (2) acrylic bins
- (4) adjustable dividers
- Non-skid vinyl liner
- Maple construction with semi-gloss finish
- Full-extension, 90 lb. rated, concealed slides with BLUMOTION soft-close
- Mounts to cabinet side and rear wall
- Carb II compliant



486-30VSBC-BM-1



Adjustable Dividers

PRODUCT #	DESCRIPTION	DIMENSIONS	CABINET	FINISH	SET PER CTN	WHT PER CARTON	SUGGESTED LIST PRICE
U-Shaped Vanity Pullouts w/ BLUMOTION Soft-Close							
486-30VSBC-BM-1	Bottom Mount Vanity Pullout	25 ¹¹ / ₁₆ " (652 mm) W x 18 ¹¹ / ₁₆ " (474 mm) D x 14 ¹ / ₄ " (362 mm) H	V30	Maple	1	32 lb.	\$265.20
486-30VSBC-SM-1	Side Mount Vanity Pullout	27 ³ / ₁₆ " (700 mm) - 28 ³ / ₄ " (730 mm) W x 19" (483 mm) D x 6 ¹ / ₂ " (165 mm) H	V30	Maple	1	32 lb.	\$246.40

4SOWC SERIES DOOR MOUNT VANITY WASTE CONTAINER

- Designed for 30" vanity base cabinets
- Single 8 qt. polymer container, metallic silver
- Maple dovetail frame with semi-gloss finish
- Mounts to cabinet door
- Patented pre-assembled adjustable door mount brackets (US Patent No. 7,204,569)
- (1) white lid
- Carb II compliant



PRODUCT #	DESCRIPTION	DIMENSIONS	CABINET	FINISH	SET PER CTN	WHT PER CARTON	SUGGESTED LIST PRICE
Door Mount Vanity Waste Container							
4SOWC-8-1	Single 8 qt.	10 $\frac{3}{8}$ " (264 mm) W x 7 $\frac{3}{8}$ " (187 mm) D x 12 $\frac{5}{16}$ " (312 mm) H	VSB	Metallic Silver/Maple	1	4 lb.	\$63.95

4WCSC SERIES BOTTOM MOUNT VANITY WASTE CONTAINER

- Designed for 15" vanity sink base cabinets
- Single 8 qt. polymer container, metallic silver or single 35 qt.
- Full-extension, 110 lb. rated, concealed slides with BLUMOTION soft-close
- Rear storage
- Mounts to cabinet floor
- (1) white lid with 8 qt.
- Carb II compliant



PRODUCT #	DESCRIPTION	DIMENSIONS	CABINET	FINISH	SET PER CTN	WHT PER CARTON	SUGGESTED LIST PRICE
Bottom Mount Vanity Waste Container w/ BLUMOTION Soft-Close for 15" Vanity Sink Base							
4WCSC-128-19-1	Single 8 qt.	8 $\frac{5}{8}$ " (291 mm) W x 18 $\frac{1}{8}$ " (471 mm) D x 13 $\frac{1}{16}$ " (354 mm) H	VSB	Metallic Silver/Maple	1	20 lb.	\$247.80

441 SERIES

L-SHAPED VANITY ORGANIZER



- Designed for 24" and 30" vanity sink base cabinets
- Maple dovetail construction with semi-gloss finish
- Full-extension, TANDEM, 90 lb. rated slides with BLUMOTION soft-close
- Non-skid vinyl lining on lower level
- (6) acrylic bins for upper level
- Mounts to cabinet floor
- Carb II compliant

PRODUCT #	DESCRIPTION	DIMENSIONS	CABINET	FINISH	SET PER CTN	WHT PER CARTON	SUGGESTED LIST PRICE
L-Shaped Vanity Organizers w/ BLUMOTION Soft-Close							
441-12VSBSC-1	Vanity Organizer for 24"	8 ³ / ₄ " (223 mm) W x 18 ³ / ₄ " (477 mm) D x 18 ⁷ / ₈ " (479 mm) H	VSB	Maple	1	19 lb.	\$263.30
441-15VSBSC-1	Vanity Organizer for 36"	11 ¹ / ₈ " (296 mm) W x 18 ³ / ₄ " (477 mm) D x 18 ⁷ / ₈ " (479 mm) H	VSB	Maple	1	15 lb.	\$316.85



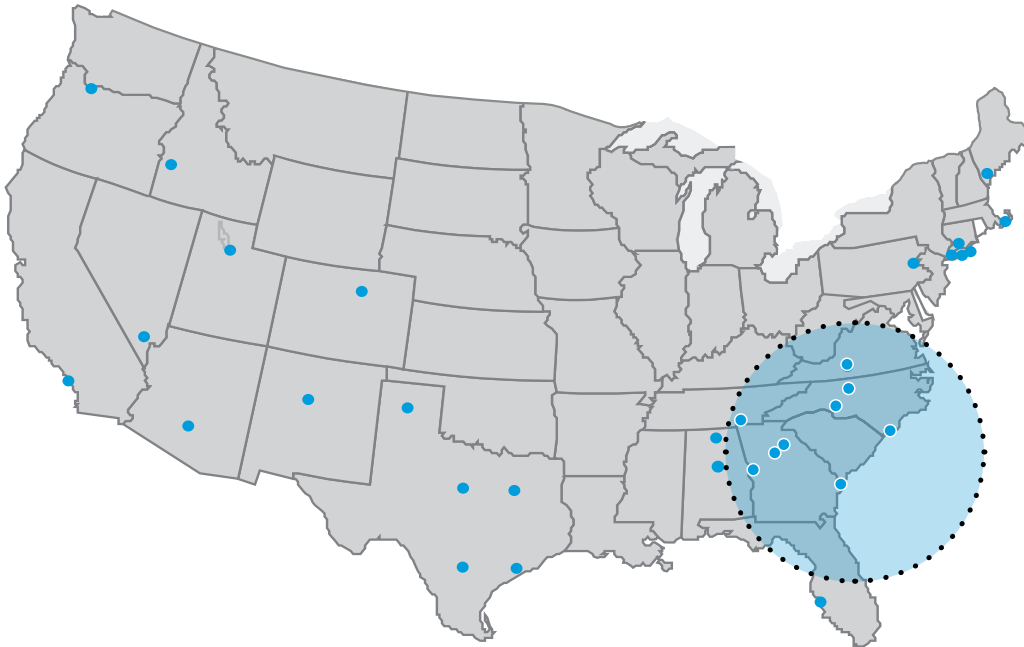
4VR SERIES

VANITY STORAGE RACK

- Designed for 12", 15" and 24" vanity base cabinets
- Maple frame with semi-gloss finish
- Mounts to cabinet door
- Patented adjustable mounting brackets (US Patent No. 7,204,569)
- (2) non-skid vinyl shelves with acrylic accents
- Carb II compliant

PRODUCT #	DESCRIPTION	DIMENSIONS	CABINET	FINISH	SET PER CTN	WHT PER CARTON	SUGGESTED LIST PRICE
Door Mount Vanity Storage Racks							
4VR-12-1	Storage Rack for 12"	8 ¹ / ₄ " (209 mm) W x 3 ¹ / ₈ " (80 mm) D x 15 ¹ / ₂ " (394 mm) H	VSB, VB	Maple	1	2.6 lb.	\$65.85
4VR-15-1	Storage Rack for 15"	11 ¹ / ₄ " (285 mm) W x 3 ¹ / ₈ " (80 mm) D x 15 ¹ / ₂ " (394 mm) H	VSB, VB	Maple	1	3 lb.	\$72.20
4VR-24-1	Storage Rack for 24"	20 ¹ / ₄ " (514 mm) W x 3 ¹ / ₈ " (80 mm) D x 15 ¹ / ₂ " (394 mm) H	VSB, VB	Maple	1	4.6 lb.	\$92.95

Servicing North America



ATLANTA

330 Patton Drive SW
Atlanta, GA. 30336
Tel: 404-699-3900
Tel: 800-776-3900
Fax: 404-691-7157

ROANOKE

3631 Aerial Way Drive
P.O. Box 21387
Roanoke VA 24018
Tel: 540-857-0425
Fax: 540-857-0420

CHARLOTTE

2201 - A Interstate
North Drive
Charlotte NC 28206
Tel: 704-494-0703
Tel: 866-357-4799
Fax: 704-494-0708

SAVANNAH

165 Knowlton Way,
Suite 111
Savannah GA 31407
Tel: 912-965-1061
Tel: 800-767-0146
Fax: 912-965-1261

CHATTANOOGA

109 Industrial Park Dr.
Soddy-Daisy, TN 37379
Tel: 423-332-1379
Fax: 404-699-3914

SUWANEE

4103 Tench Road, Suite 700
Suwanee GA 30024
Tel: 770-831-8128
Fax: 404-699-3914

COLUMBUS

6105 Coca Cola Blvd
Columbus GA 31909
Tel: 706-565-5337
Tel: 800-722-0938
Fax: 706-565-8097

WILMINGTON

3002 Corporate Drive
Wilmington NC 28405
Tel: 910-794-7225
Tel: 800-553-0462
Fax: 910-794-7204

KERNERSVILLE

637 Graves St
Kernersville NC 27284
Tel: 336-993-8686
Tel: 800-326-3353
Fax: 336-993-8147

Albuquerque, NM
505-924-2270

Dallas, TX
214-638-5161

Las Vegas, NV
702-248-0050

Phoenix, AZ
602-252-3696

Amarillo, TX
806-352-2382

Decatur, AL
256-350-4213

Los Angeles, CA
909-466-7315

Portland, OR
503-692-3322

Birmingham, AL
404-792-2290

Denver, CO
303-296-7260

Milford, CT
203-878-9663

Salt Lake City, UT
801-972-9393

Blakeslee, PA
570-646-6724

Fort Worth, TX
817-831-6241

Moonachie, NJ
201-807-9701

San Antonio, TX
210-657-5944

Boise, ID
208-336-3911

Gorham, ME
207-887-2070

NY Metro – Bronx
718-589-9700

Tampa, FL
813-888-6824

Boston Metro – Stoughton
781-341-9255

Houston, TX
713-692-3388

NY Metro – Long Island
631-242-4369

RUGBY[®]
Architectural Building Products

1-855-650-3265

www.rugbyabp.com